



1. Klasse


Tag 1

Lernportion
Mathe

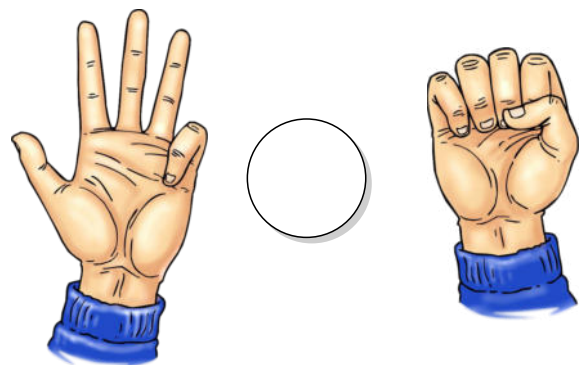
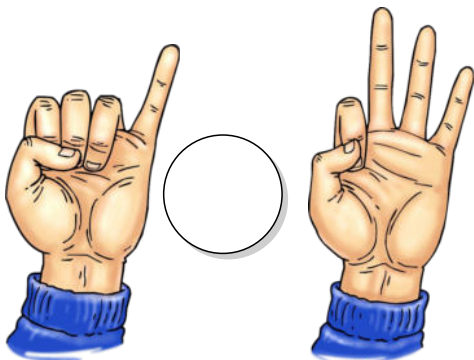

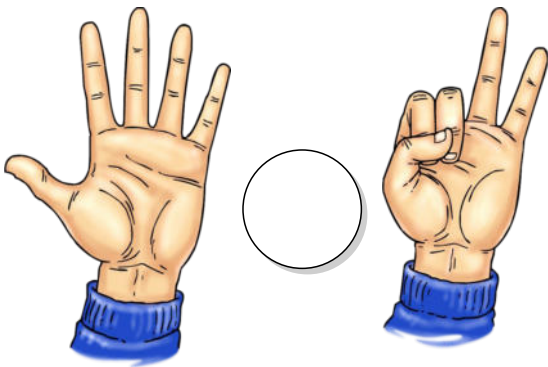


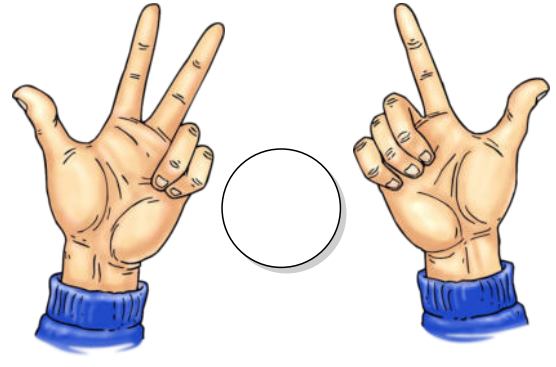





>, < oder = ?
Größer, kleiner oder gleich?



1 Welches Zeichen passt?



2 Finde selbst passende Aufgaben.

$\square < \square$

$\square < \square$

$\square = \square$

$\square > \square$


$\square < \square$

$\square = \square$


$\square > \square$

$\square < \square$

3



$4 + 2$		7
$3 + 3$		5
$0 + 8$		6
$4 + 1$		6
$2 + 5$		8
$7 + 1$		5



$8 - 1$		4
$6 - 2$		5
$7 - 6$		0
$8 - 5$		6
$5 - 5$		1
$4 - 3$		8

Du brauchst nun die „Worksheet Go!“ App.

Wenn du noch nicht weißt, was das ist und wie es funktioniert lies die Anleitung auf unserer Homepage unter 'Homeschooling'



Code: 137464oggcfw




1. Klasse


Tag 2

Lernportion Mathe

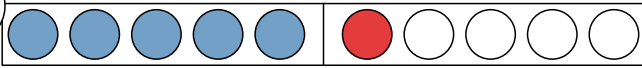
Arbeitsblätter ausdrucken - bearbeiten - mit Worksheet Go! vertiefen



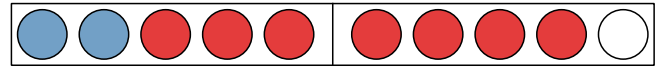
Ich übe Plusrechnen bis 10



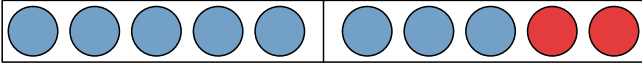
1



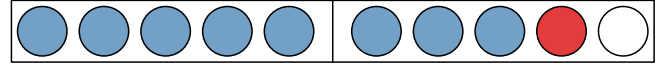
$$\underline{\quad} + \underline{\quad} = \underline{\quad}$$



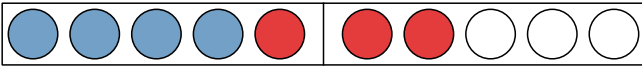
$$\underline{\quad} + \underline{\quad} = \underline{\quad}$$



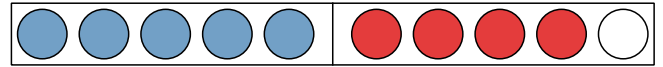
$$\underline{\quad} + \underline{\quad} = \underline{\quad}$$



$$\underline{\quad} + \underline{\quad} = \underline{\quad}$$



$$\underline{\quad} + \underline{\quad} = \underline{\quad}$$



$$\underline{\quad} + \underline{\quad} = \underline{\quad}$$

2



$$6 + 3 = \underline{\quad}$$



$$5 + 1 = \underline{\quad}$$



$$5 + 5 = \underline{\quad}$$



$$7 + 1 = \underline{\quad}$$



$$8 + 1 = \underline{\quad}$$



$$5 + 2 = \underline{\quad}$$

3

$$3 + 1 = \underline{\quad}$$

$$7 + 1 = \underline{\quad}$$

$$7 + 2 = \underline{\quad}$$


$$8 + 1 = \underline{\quad}$$

$$7 + 3 = \underline{\quad}$$

$$1 + 5 = \underline{\quad}$$

$$5 + 5 = \underline{\quad}$$

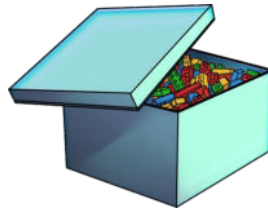
$$1 + 9 = \underline{\quad}$$



4

Lege zuhause jeweils drei Plusaufgaben mit:

- Legosteinen
- Nudeln
- Schuhen
- Stifte



$$\begin{array}{c} \text{[blue brick]} \\ \text{[blue brick]} \end{array} + \text{[blue brick]} =$$

Rechne die Aufgaben richtig aus.



Du darfst gerne ein Foto davon machen und es mir schicken!

5


Du brauchst nun die „Worksheet Go!“ App.

Wenn du noch nicht weißt, was das ist und wie es funktioniert lies die Anleitung auf unserer Homepage unter 'Homeschooling'



Code: 137466probas


Viel Spaß!!




1. Klasse

Tag 3

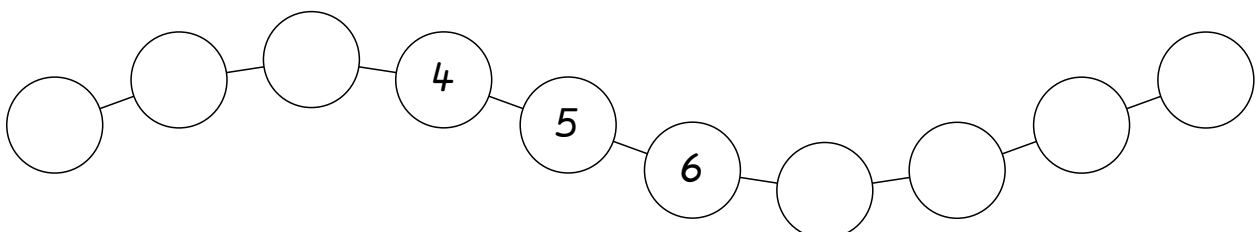
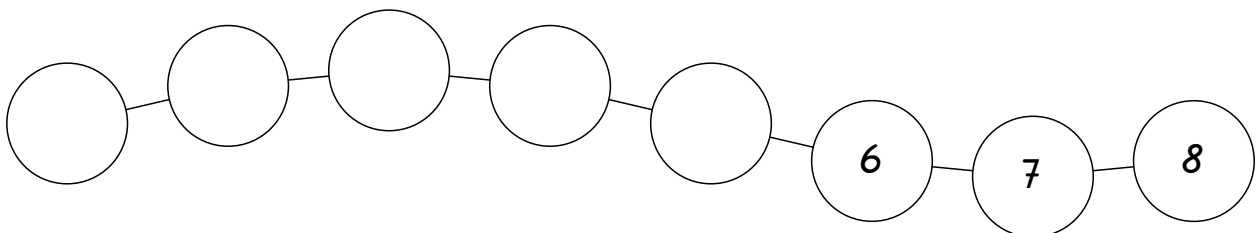
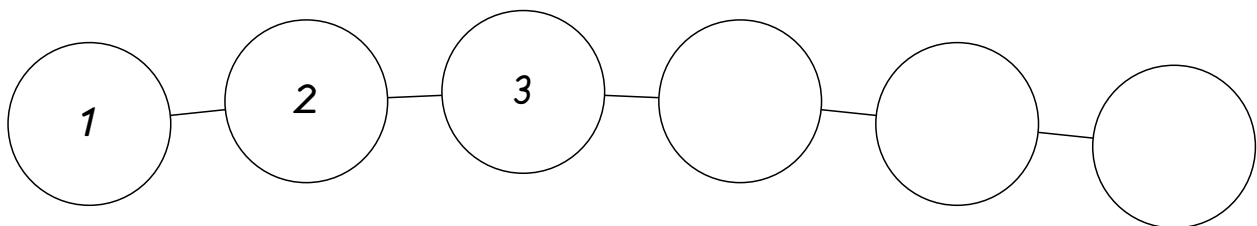
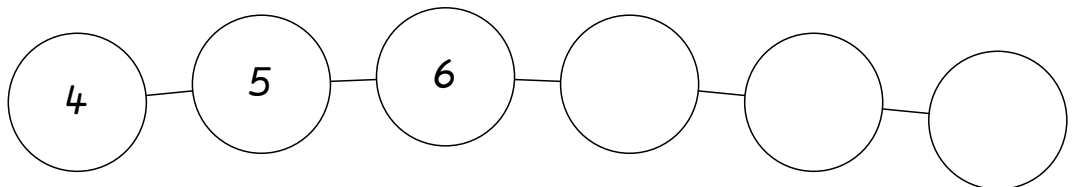

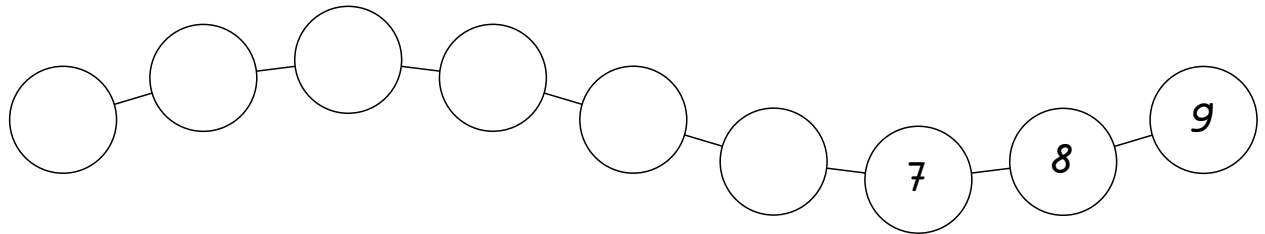
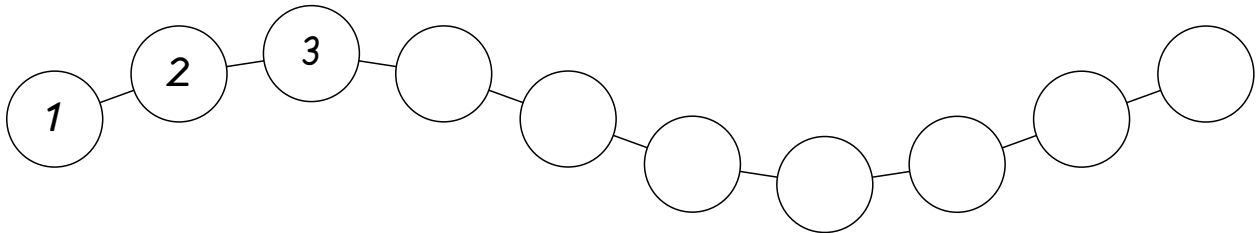
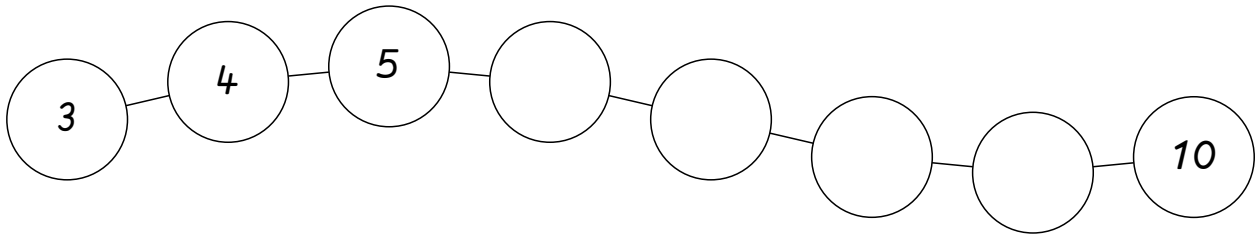
Lernportion
Mathe



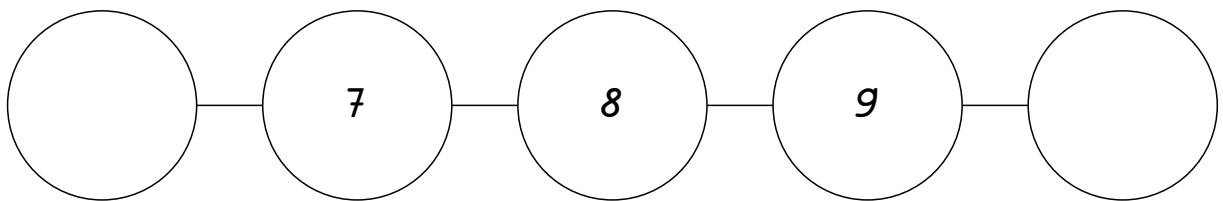
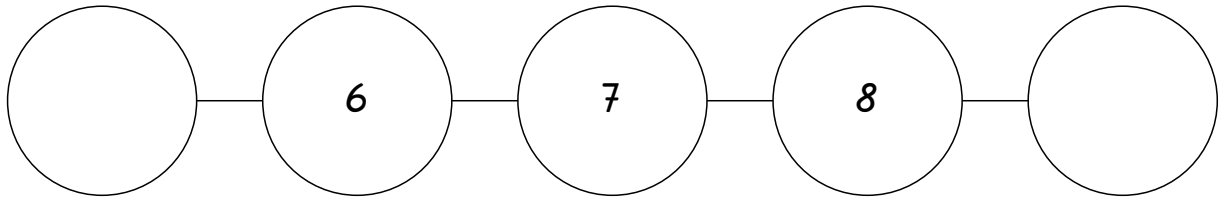
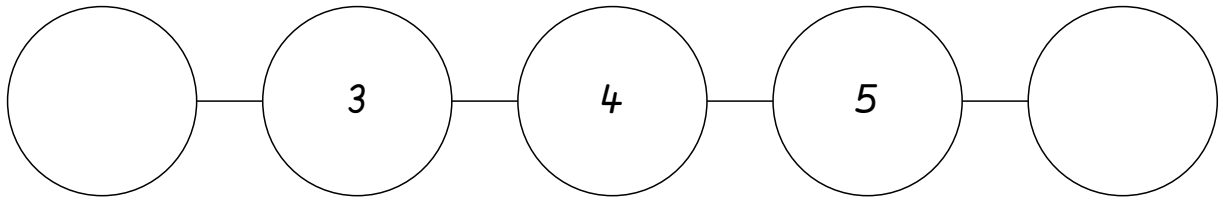
Zahlenreihe - Vorgänger - Nachfolger




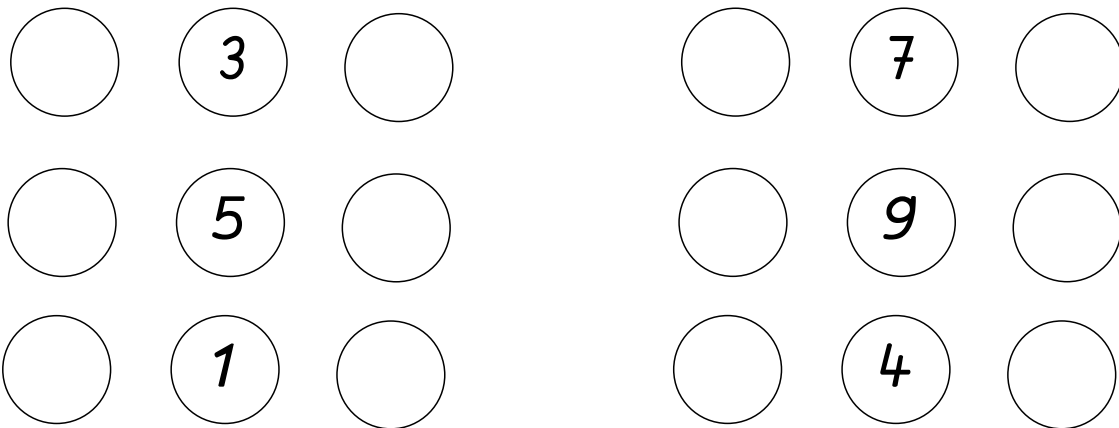
1 Welche Zahlen fehlen? Trage ein.



2




3



Du brauchst nun die „Worksheet Go!“ App.

Wenn du noch nicht weißt, was das ist und wie es funktioniert lies die Anleitung auf unserer Homepage unter 'Homeschooling'



Code: 137481hznqf

1. Klasse


Tag 4

Lernportion Mathe

! Neuer Inhalt !

Für Fitte - probier es aus, wenn du es noch nicht kannst ist gar nicht schlimm.

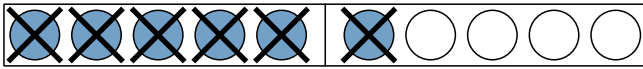
Wiederhole dann eine der anderen Lernportionen.



Ich übe Minusrechnen bis 10



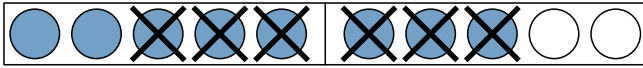
1



$$\underline{\quad} - \underline{\quad} = \underline{\quad}$$



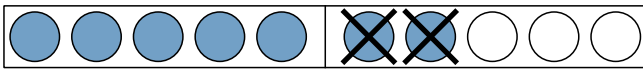
$$\underline{\quad} - \underline{\quad} = \underline{\quad}$$



$$\underline{\quad} - \underline{\quad} = \underline{\quad}$$



$$\underline{\quad} - \underline{\quad} = \underline{\quad}$$



$$\underline{\quad} - \underline{\quad} = \underline{\quad}$$



$$\underline{\quad} - \underline{\quad} = \underline{\quad}$$

2



$$3 - 2 = \underline{\quad}$$



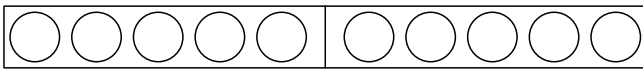
$$9 - 4 = \underline{\quad}$$



$$6 - 2 = \underline{\quad}$$



$$5 - 1 = \underline{\quad}$$



$$7 - 3 = \underline{\quad}$$



$$5 - 5 = \underline{\quad}$$

3

$$5 - 3 = \underline{\quad}$$

$$10 - 2 = \underline{\quad}$$

$$5 - 4 = \underline{\quad}$$

$$5 - 1 = \underline{\quad}$$

$$10 - 3 = \underline{\quad}$$

$$9 - 5 = \underline{\quad}$$

$$5 - 1 = \underline{\quad}$$

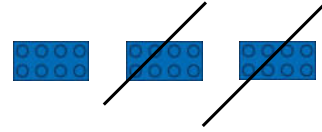
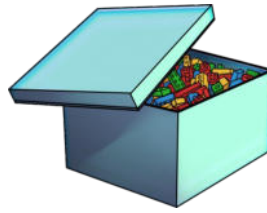
$$5 - 3 = \underline{\quad}$$



4

Lege zuhause jeweils drei Minusaufgaben mit: (benutze Stifte zum „durchstreichen“)

- Legosteinen
- Nudeln
- Schuhen
- ???



Rechne die Aufgaben richtig aus.



Du darfst gerne ein Foto davon machen und es mir schicken!

5

Du brauchst nun die „Worksheet Go!“ App.

Wenn du noch nicht weißt, was das ist und wie es funktioniert lies die Anleitung auf unserer Homepage unter 'Homeschooling'



Code: 137469evjxzk



Viel Spaß!!